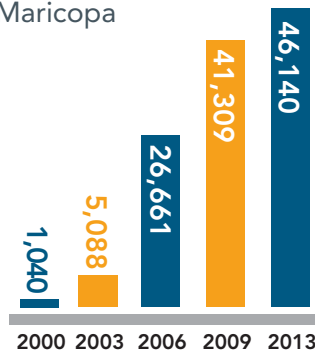


# COMMUNITY DATA

## POPULATION GROWTH

Maricopa

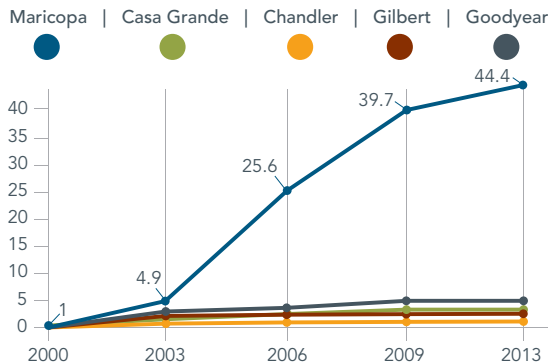


Data Sources

- ♦ Arizona Dept of Administration
- ♦ U.S. Census

## POPULATION GROWTH

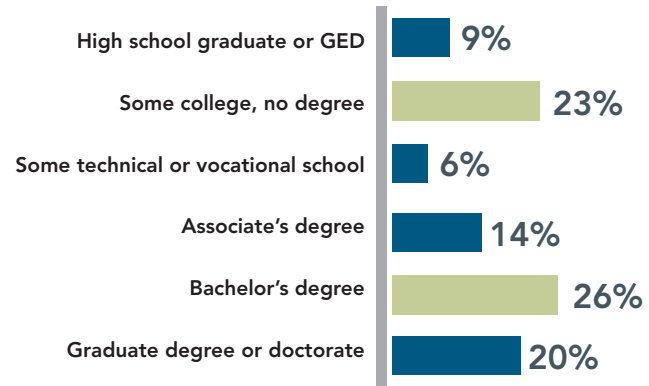
Maricopa vs Other Cities (x Larger Than 2000)



Data Sources

- ♦ Arizona Dept of Administration Annual Estimates
- ♦ 2000 U.S. Census

## EDUCATIONAL ATTAINMENT (Head of Household)



**98%**  
High school graduate or higher

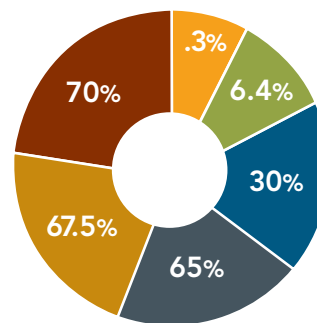
**46%**  
Bachelor's degree or higher

**20%**  
Master's degree or higher

Data Source

- ♦ City of Maricopa 2013 Labor Survey, Prepared by Elliott D. Pollack & Company

## AGE DISTRIBUTION



Age	Number
Under 15	13,060
Age 16 and up	30,422
Age 18 and up	29,346
Age 21 and up	28,242
Age 65 and up	2,762
Age 85 and up	121

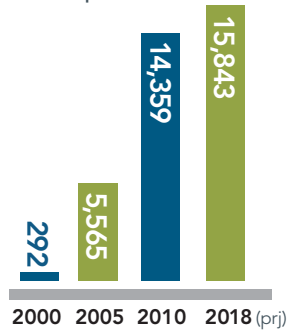
Data Source

- ♦ 2010 U.S. Census

Median Age 31.2

## HOUSEHOLDS

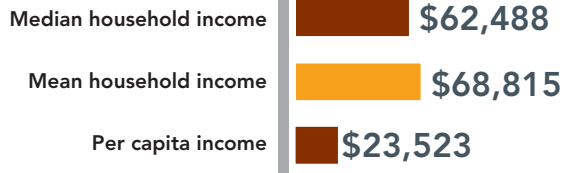
Maricopa



### Data Sources

- 2000 and 2010 U.S. Census
- 2005 Special Census
- 2013 ESRI Community Analyst Projection

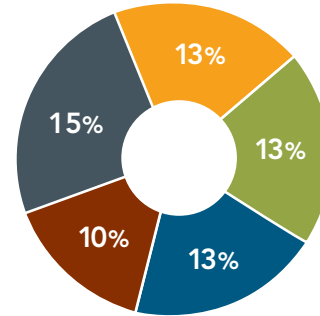
## HOUSEHOLD INCOME



Average household size 3.03

### Data Sources

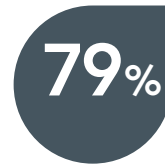
- 2010-2012 American Community Survey
- 2010 U.S. Census



## EMPLOYMENT CHARACTERISTICS

### TOP INDUSTRIES FOR EMPLOYMENT

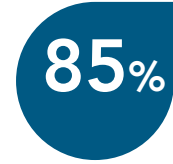
- Finance/Insurance/Professional Services
- Education
- Retail
- Medical/Healthcare
- Manufacturing



Work outside  
Maricopa



Average  
Commute



Would prefer to  
work in Maricopa

### Data Source

- City of Maricopa 2013 Labor Survey,  
Prepared by Elliott D. Pollack & Company